




## NOTICE OF LANDBASE MAP OBJECT CHANGE FREEZE

Land Base Migration 2025 Schedule						
Sunday	Monday	Tuesday	Wednesday	Thursday	Friday	Saturday
Maps Open					Map Maintenance	
8-Dec	9-Dec	10-Dec	11-Dec	12-Dec 23:59:59	13-Dec	14-Dec
Map Maintenance						
15-Dec	16-Dec	17-Dec	18-Dec	19-Dec	20-Dec	21-Dec
Map Maintenance						
22-Dec	23-Dec	24-Dec	25-Dec 	26-Dec	27-Dec	28-Dec
Map Maintenance						
29-Dec	30-Dec	31-Dec 	1-Jan	2-Jan	3-Jan	4-Jan
Maps Open After Broadcasts	Maps Open					
5-Jan	6-Jan	7-Jan	8-Jan	9-Jan	10-Jan	11-Jan
Database Verification 2025						
12-Jan	13-Jan	14-Jan 	15-Jan	16-Jan	17-Jan	18-Jan

The Member Mapping application will be unavailable during our Annual Landbase map maintenance, part of our ongoing effort to keep maps current.

MAINTENANCE DATES (Eastern Standard Time):

- Map Update Freeze BEGINS – Thursday, December 12, 2024 (2359)
- Map Update Freeze ENDS – Sunday, January 5, 2025 (an email will be sent)

Beginning December 12th at 2359, access to update map objects and services will be temporarily frozen. This means both the “Member Mapping” and the “Member Mapping - Upload your map data” applications will not be available.

Map data must be active in the system to be retained during the freeze. Please confirm prior to December 12 that all data in your cdc(s) are approved and active. “in progress” objects will be purged.

If a notification area needs to be added during the freeze, it will be necessary to revert to municipal level notification until after the landbase maps are active again on January 5, 2025.

This maintenance is critical because the landbase map data is used by members as reference points when designating facility notification areas, and by both web ticket entry users and customer service reps when drawing excavation notification areas. Both the facility notification areas and the ticket entry maps are used to determine which locate requests/tickets are sent to each mapped member.

If you have any questions, please contact Member Services at [membership@pa1call.org](mailto:membership@pa1call.org) or 412-464-7168 or 800-248-1786 ext. 7168.

Thank you for your patience as we update our landbase maps.

IF YOU ARE NOT THE CORRECT PERSON TO RECEIVE THIS NOTICE, PLEASE FORWARD TO THE PERSON IN YOUR ORGANIZATION RESPONSIBLE FOR MAPPING